

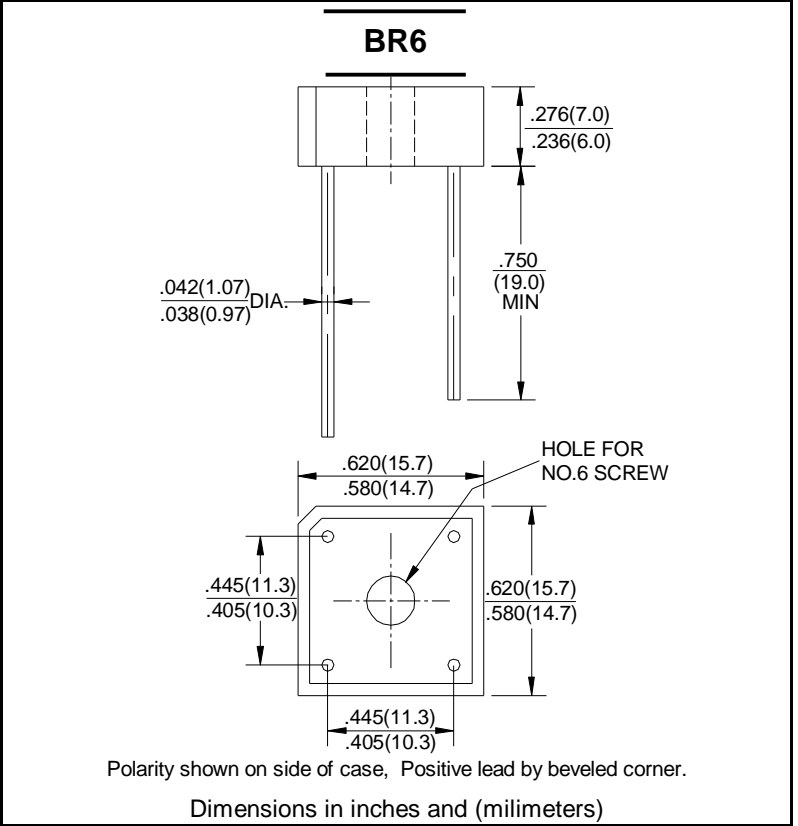


BR6005G thru BR610G

GLASS PASSIVATED BRIDGE RECTIFIERS	REVERSE VOLTAGE - 50 to 1000Volts FORWARD CURRENT - 6.0 Amperes
---	--

FEATURES

- Surge overload rating -150 amperes peak
- Low forward voltage drop
- Small size; simple installation
- Silver plated copper leads
- Mounting position: Any



MAXIMUM RATINGS AND ELECTRICAL CHARACTERISTICS

Rating at 25°C ambient temperature unless otherwise specified.

Single phase, half wave ,60Hz, resistive or inductive load.

For capacitive load, derate current by 20%

CHARACTERISTICS	SYMBOL	BR6005G	BR601G	BR602G	BR604G	BR606G	BR608G	BR610G	UNIT
Maximum Recurrent Peak Reverse Voltage	V _{RRM}	50	100	200	400	600	800	1000	v
Maximum RMS Bridge Input Voltage	V _{RMS}	35	70	140	280	420	560	700	v
Maximum Average Forward Rectified Output Current at T _A =50°C	I _(AV)	6.0							A
Peak Forward Surge Current 8.3ms Single Half Sine-Wave Super Imposed on Rated Load	I _{FSM}	150							A
Maximum Forward Voltage Drop Per Bridge Element at 3.0A Peak	V _F	1.1							v
Maximum Reverse Current at Rated T _J =25°C	I _R	10.0							μA
DC Blocking Voltage Per Element T _J =100°C		1.0							mA
Operating Temperature Range	T _J	-55 to +150							°C
Storage Temperature Range	T _{STG}	-55 to +150							°C



RATING AND CHARACTERISTIC CURVES
BR6005G thru BR610G

FIG.1-DERATING CURVE FOR
OUTPUT RECTIFIED CURRENT

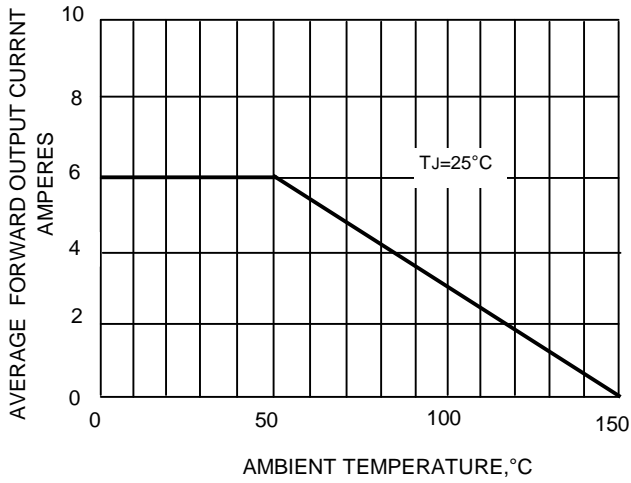


FIG.2-TYPICAL REVERSE
CHARACTERISTICS

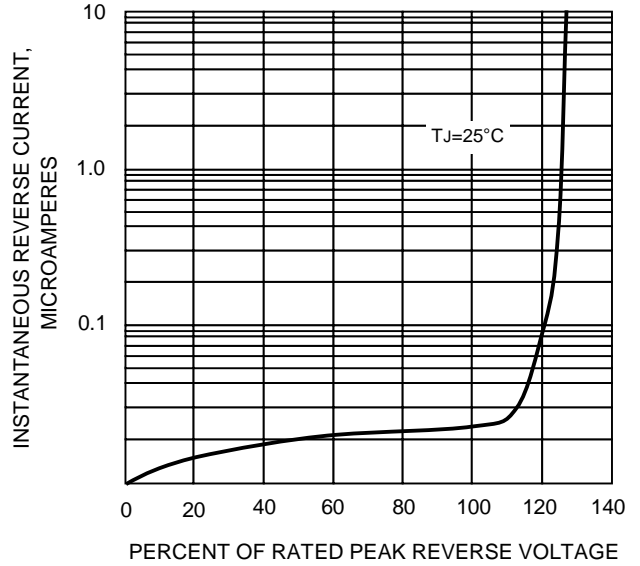


FIG.3-MAXIMUM FORWARD SURGE CURRENT

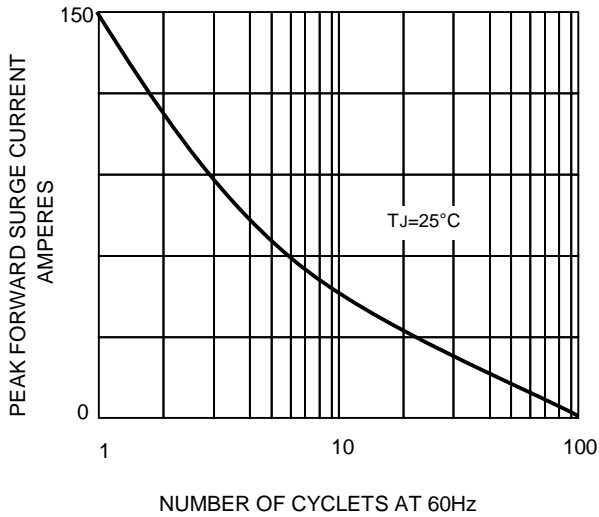


FIG.4-TYPICAL INSTANTANEOUS
FORWARD CHARACTERISTICS

