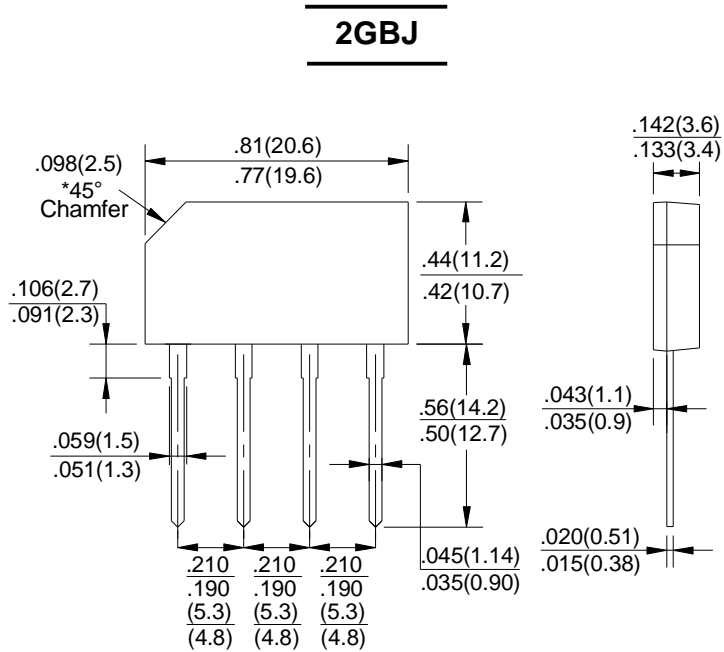




2GBJ005 thru 2GBJ10

GLASS PASSIVATED BRIDGE RECTIFIERS	REVERSE VOLTAGE - 50 to 1000Volts FORWARD CURRENT - 2.0 Amperes
FEATURES <ul style="list-style-type: none"> ● Surge overload rating -60amperes peak ● Ideal for printed circuit board ● Plastic material has U/L flammability classification 94V-0 ● Mounting position: Any 	<div style="border: 1px solid black; padding: 5px; width: fit-content; margin: 0 auto;"> 2GBJ </div>  <p style="text-align: center;">Dimensions in inches and (millimeters)</p>

MAXIMUM RATINGS AND ELECTRICAL CHARACTERISTICS

Rating at 25°C ambient temperature unless otherwise specified.
 Resistive or inductive load, 60HZ.
 For capacitive load, derate current by 20%

CHARACTERISTICS	SYMBOL	2GBJ 005	2GBJ 01	2GBJ 02	2GBJ 04	2GBJ 06	2GBJ 08	2GBJ 10	UNIT
Maximum Recurrent Peak Reverse Voltage	V _{RRM}	50	100	200	400	600	800	1000	V
Maximum RMS Bridge Input Voltage	V _{RMS}	35	70	140	280	420	560	700	V
Maximum DC Blocking Voltage	V _{DC}	50	100	200	400	600	800	1000	V
Maximum Average Forward Rectified Output Current @ T _A =50°C	I(AV)	2.0							A
Peak Forward Surge Current 8.3ms Single Half Sine-Wave Super Imposed on Rated Load	I _{FSM}	60							A
Maximum Forward Voltage Drop Per Bridge Element at 2.0A Peak	V _F	1.1							V
Maximum Reverse Current at Rated DC Blocking Voltage Per Element	I _R	10.0							μA
Maximum Reverse Current at Rated DC Blocking Voltage Per Element @ T _J =100°C	I _R	1.0							mA
Operating Temperature Range	T _J	-55 to +150							°C
Storage Temperature Range	T _{STG}	-55 to +150							°C

RATING AND CHARACTERISTIC CURVES
2GBJ005 thru 2GBJ10



FIG.1- DERATING CURVE
OUTPUT RECTIFIED CURRENT

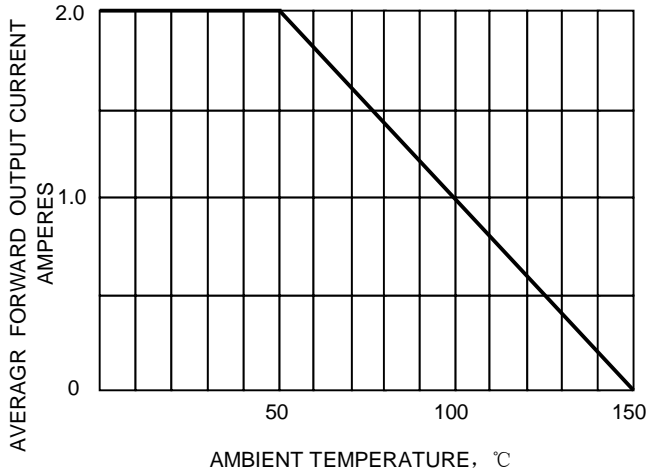


FIG.2-TYPICAL FORWARD
CHARACTERISTICS

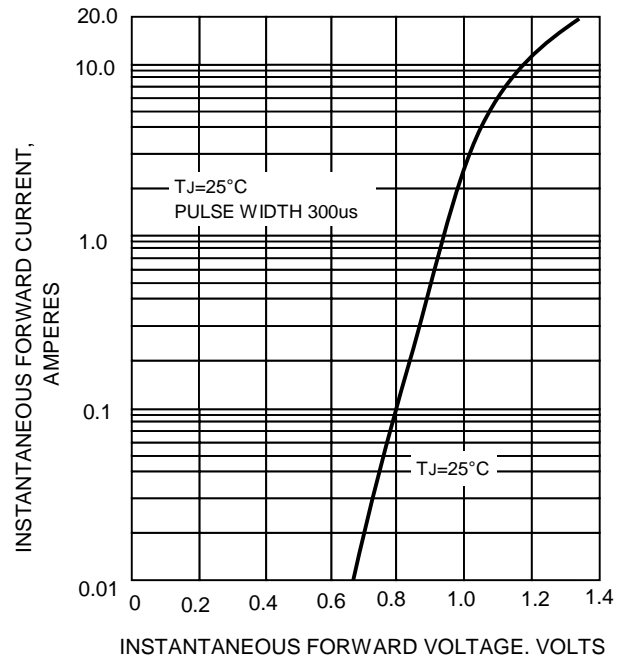


FIG.3-TYPICAL REVERSE
CHARACTERISTICS

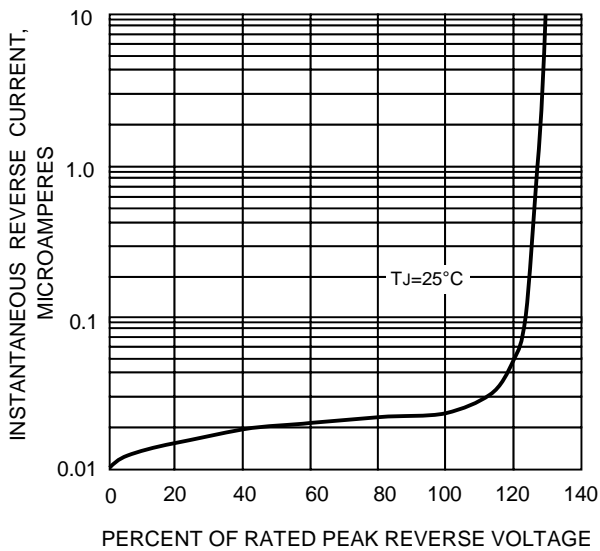


FIG.4-MAXIMUM FORWARD SURGE CURRENT

