

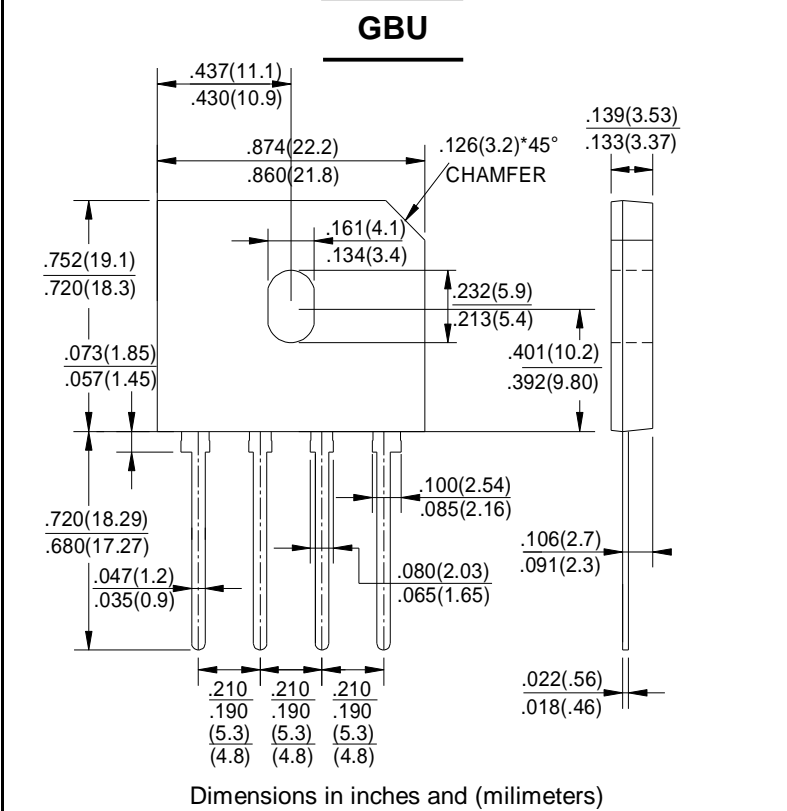


GBU4005 thru GBU410

GLASS PASSIVATED BRIDGE RECTIFIERS REVERSE VOLTAGE - 50 to 1000Volts
 FORWARD CURRENT - 4.0 Amperes

FEATURES

- Surge overload rating -150 amperes peak
- Ideal for printed circuit board
- Reliable low cost construction utilizing molded plastic technique
- Plastic material has U/L flammability classification 94V-0
- Mounting position: Any



MAXIMUM RATINGS AND ELECTRICAL CHARACTERISTICS

Rating at 25°C ambient temperature unless otherwise specified.

Single phase, half wave ,60Hz, resistive or inductive load.

For capacitive load, derate current by 20%

CHARACTERISTICS	SYMBOL	GBU4005	GBU401	GBU402	GBU404	GBU406	GBU408	GBU410	UNIT	
Maximum Recurrent Peak Reverse Voltage	V _{RRM}	50	100	200	400	600	800	1000	v	
Maximum RMS Voltage	V _{RMS}	35	70	140	280	420	560	700	v	
Maximum DC Blocking Voltage	V _{DC}	50	100	200	400	600	800	1000	v	
Maximum Average Forward Rectified Current @ T _c =100°C (without heatsink)	I _(AV)	4.0				2.4				A
Peak Forward Surge Current 8.3ms Single Half Sine-Wave Super Imposed on Rated Load (JEDEC Method)	I _{FSM}					150				A
Maximum Forward Voltage at 4.0A DC	V _F					1.1				v
Maximum DC Reverse Current at Rated DC Blocking Voltage	I _R					10.0				μA
I ² t Rating for Fusing (t<8.3ms)	I ² t					93				A ² s
Typical Junction Capacitance Per Element (Note1)	C _J					45				pF
Typical Thermal Resistance	R _{θJC}					2.2				°C/W
Operating Temperature Range	T _J					-55 to +150				°C
Storage Temperature Range	T _{STG}					-55 to +150				°C

NOTES: 1. Measured at 1.0MHz and applied reverse voltage of 4.0V DC.
 2. Device mounted on 50mm*50mm*1.6mm Cu plate heatsink.

RATING AND CHARACTERISTIC CURVES
GBU4005 thru GBU410



FIG.1-FORWARD CURRENT DERATING CURVE

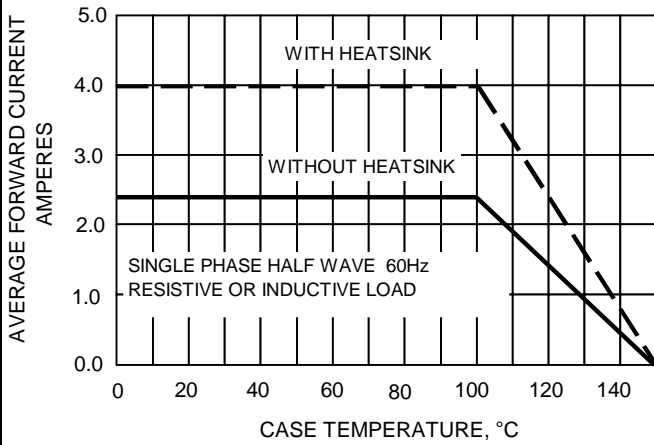


FIG.2-MAXIMUM NON-REPETITIVE SURGE CURRENT

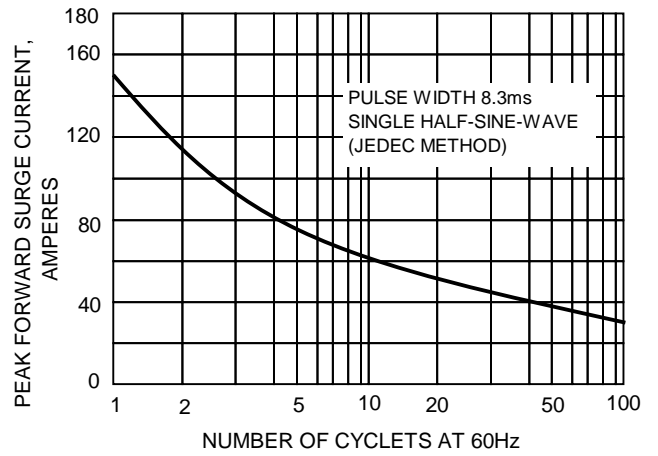


FIG.3-TYPICAL JUNCTION CAPACITANCE

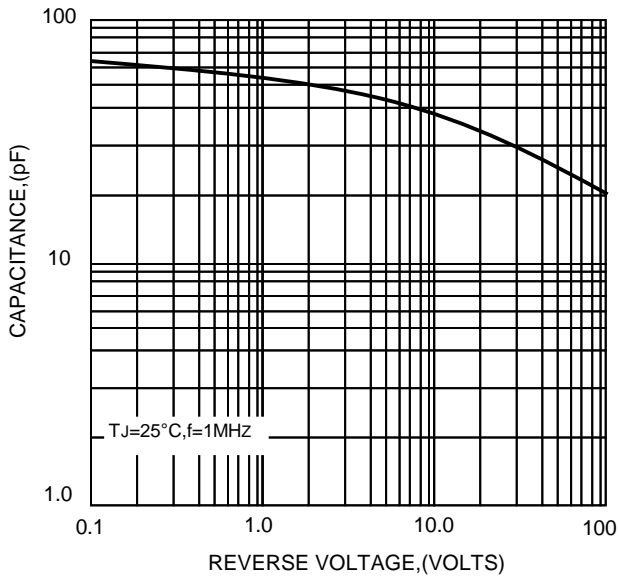


FIG.3-TYPICAL FORWARD CHARACTERISTICS

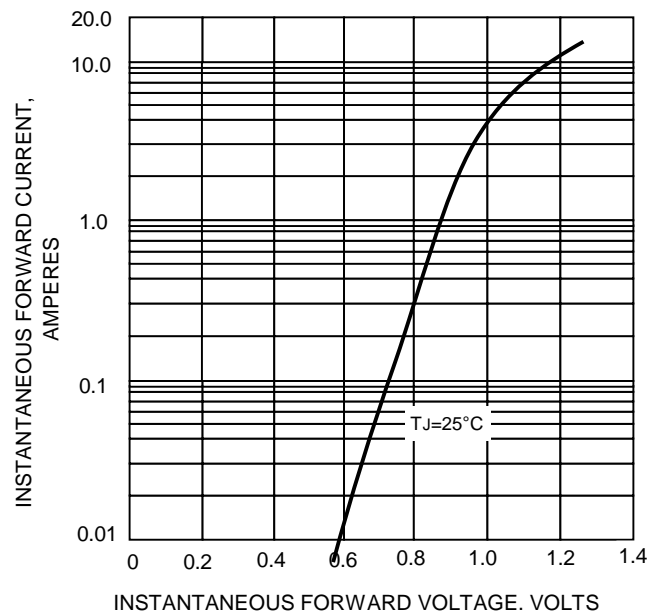


FIG.5-TYPICAL REVERSE CHARACTERISTICS

