



KBP2005G thru KBP210G

<p>GLASS PASSIVATED BRIDGE RECTIFIERS</p> <p>FEATURES</p> <ul style="list-style-type: none"> ● Surge overload rating -60 amperes peak ● Ideal for printed circuit board ● Plastic material has UL flammability classification 94V-0 ● Mounting position :Any 	<p>REVERSE VOLTAGE - 50 to 1000Volts FORWARD CURRENT - 2.0 Amperes</p> <div style="text-align: center;"> <p>KBP</p> <p>Dimensions in inches and (milimeters)</p> </div>
--	--

MAXIMUM RATINGS AND ELECTRICAL CHARACTERISTICS

Rating at 25°C ambient temperature unless otherwise specified.
Resistive or inductive load,60HZ.
For capacitive load, derate current by 20%

CHARACTERISTICS	SYMBOL	KBP 2005G	KBP 201G	KBP 202G	KBP 204G	KBP 206G	KBP 208G	KBP 210G	UNIT
Maximum Recurrent Peak Reverse Voltage	VRRM	50	100	200	400	600	800	1000	V
Maximum RMS Bridge Input Voltage	VRMS	35	70	140	280	420	560	700	V
Maximum DC Blocking Voltage	VDC	50	100	200	400	600	800	1000	V
Maximum Average Forward Rectified Output Current @TA=50 °C	I(AV)	2.0							A
Peak Forward Surge Current , 8.3ms Single Half Sine-Wave Super Imposed on Rated Load	IFSM	60							A
Maximum Forward Voltage Drop Per Bridge Element at 2.0A Peak	VF	1.1							V
Maximum Reverse Current at Rated DC Blocking Voltage Per Element	IR	10.0							µA
Maximum Reverse Current at Rated DC Blocking Voltage Per Element @TJ=100°C	IR	1.0							mA
Operating Temperature Range	TJ	-55 to +150							°C
Storage Temperature Range	TSTG	-55 to +150							°C

RATING AND CHARACTERISTIC CURVES
KBP2005G thru KBP210G



FIG.1-DERATING CURVE
OUTPUT RECTIFIED CURRENT

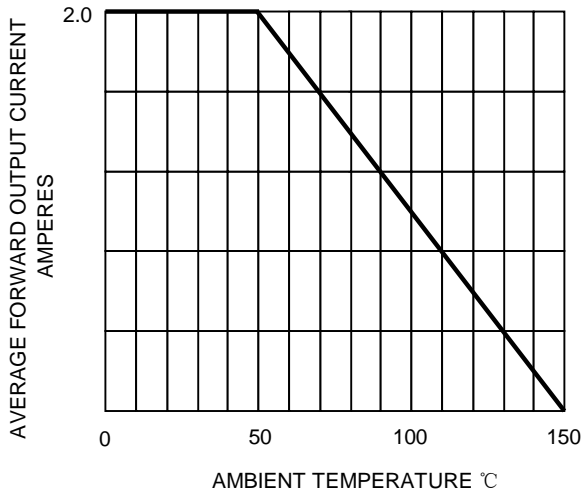


FIG.2-TYPICAL FORWARD
CHARACTERISTICS

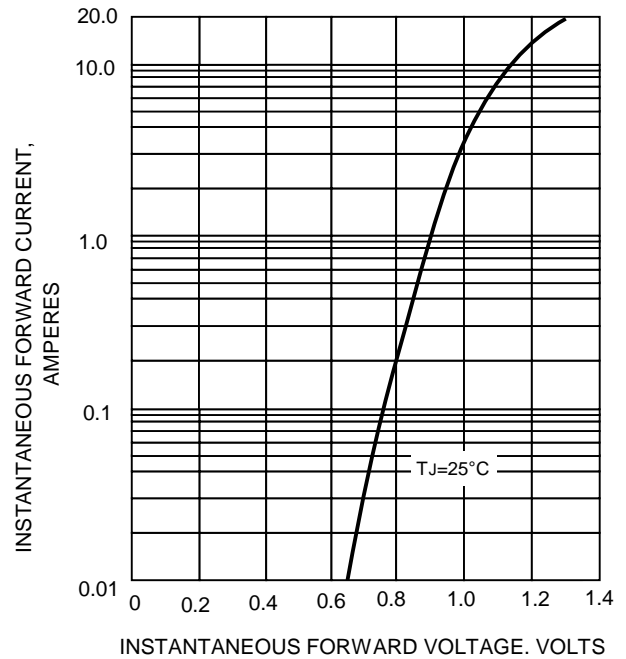


FIG.3-TYPICAL REVERSE CHARACTERISTICS

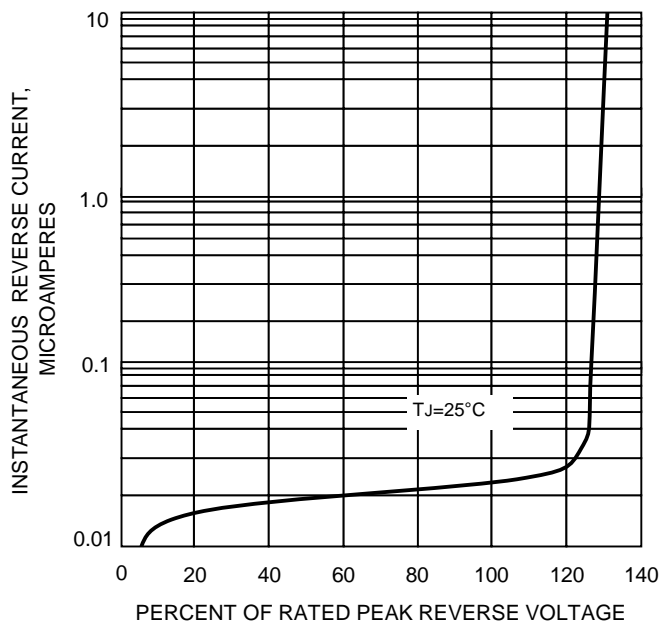


FIG.4-MAXIMUM FORWARD SURGE CURRENT

