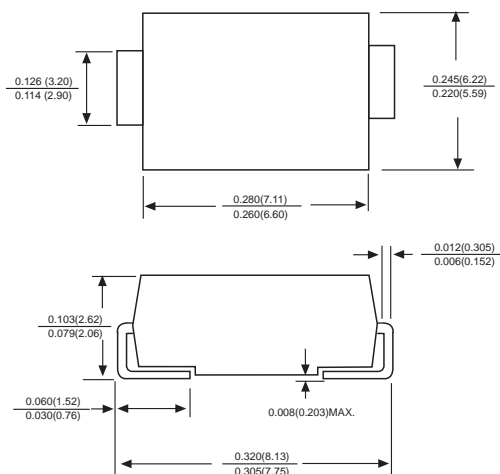


# SK32 THRU SK310

## SURFACE MOUNT SCHOTTKY BARRIER RECTIFIER

Reverse Voltage - 20 to 100 Volts Forward Current - 3.0 Amperes

### DO-214AB



Dimensions in inches and (millimeters)

### FEATURES

- ◆ The plastic package carries Underwriters Laboratory Flammability Classification 94V-0
- ◆ For surface mounted applications
- ◆ Low reverse leakage
- ◆ Built-in strain relief, ideal for automated placement
- ◆ High forward surge current capability
- ◆ High temperature soldering guaranteed: 250°C/10 seconds at terminals

### MECHANICAL DATA

**Case:** JEDEC DO-214AB molded plastic body  
**Terminals:** Solder plated, solderable per MIL-STD-750, Method 2026

**Polarity:** Color band denotes cathode end

**Mounting Position:** Any

**Weight:** 0.007 ounce, 0.25grams

### MAXIMUM RATINGS AND ELECTRICAL CHARACTERISTICS

Ratings at 25°C ambient temperature unless otherwise specified.

Single phase half-wave 60Hz, resistive or inductive load, for capacitive load current derate by 20%.

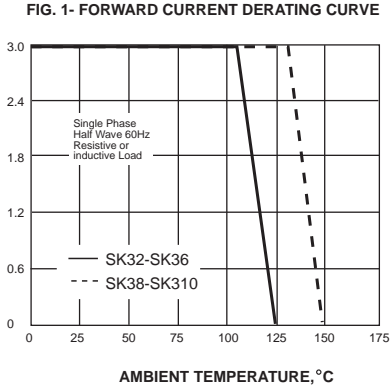
	SYMBOLS	SK32	SK33	SK34	SK35	SK36	SK38	SK310	UNITS
Maximum repetitive peak reverse voltage	$V_{RRM}$	20	30	40	50	60	80	100	VOLTS
Maximum RMS voltage	$V_{RMS}$	14	21	28	35	42	56	70	VOLTS
Maximum DC blocking voltage	$V_{DC}$	20	30	40	50	60	80	100	VOLTS
Maximum average forward rectified current at $T_L$ (see fig. 1)	$I_{(AV)}$	3.0							Amps
Peak forward surge current 8.3ms single half sine-wave superimposed on rated load (JEDEC Method)	$I_{FSM}$	100.0							Amps
Maximum instantaneous forward voltage at 3.0A	$V_F$	0.55		0.70		0.85		Volts	
Maximum DC reverse current at rated DC blocking voltage	$I_R$	0.5							mA
$T_A=25^\circ\text{C}$ $T_A=100^\circ\text{C}$		20				10			
Typical junction capacitance (NOTE 1)	$C_J$	500			300			pF	
Typical thermal resistance (NOTE 2)	$R_{\theta JA}$	55.0							°C/W
Operating junction temperature range	$T_J$	-65 to +125					-65 to +150		°C
Storage temperature range	$T_{STG}$	-65 to +150							°C

**Note:** 1. Measured at 1MHz and applied reverse voltage of 4.0V D.C.

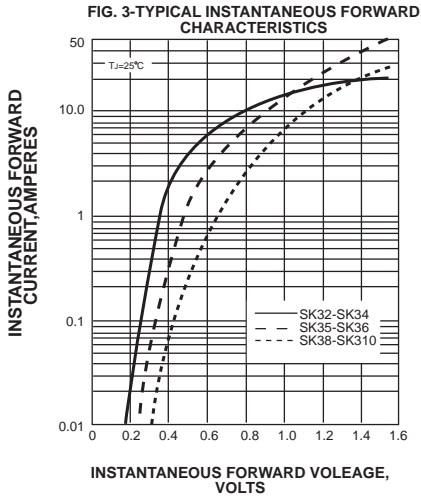
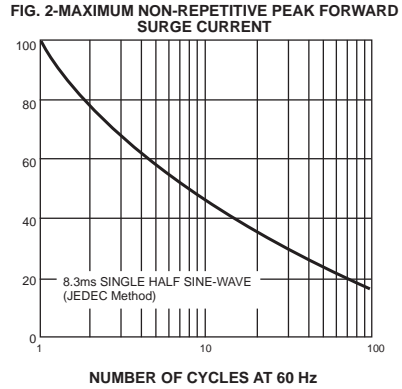
2. P.C.B. mounted with 0.2x0.2" (5.0x5.0mm) copper pad areas

# RATINGS AND CHARACTERISTIC CURVES SK32 THRU SK310

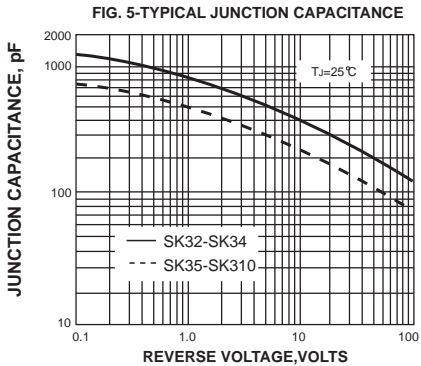
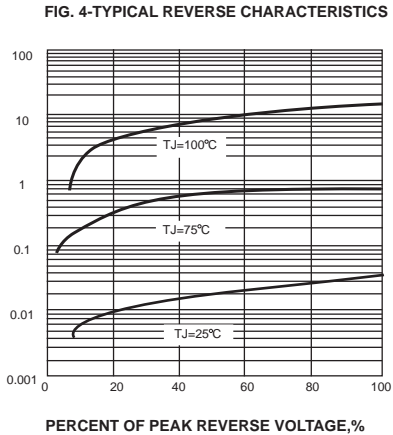
AVERAGE FORWARD RECTIFIED CURRENT, AMPERES



PEAK FORWARD SURGE CURRENT, AMPERES



INSTANTANEOUS REVERSE CURRENT, MILLIAMPERES



TRANSIENT THERMAL IMPEDANCE, °C/W

