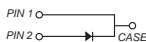
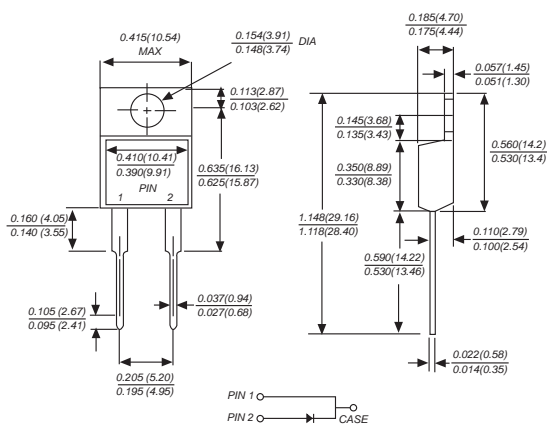


SR720 THRU SR7A0

SCHOTTKY BARRIER RECTIFIER

Reverse Voltage - 20 to 100 Volts Forward Current - 7.5 Amperes

TO-220AC



FEATURES

- ◆ The plastic package carries Underwriters Laboratory Flammability Classification 94V-0
- ◆ Construction utilizes void-free molded plastic technique
- ◆ Low reverse leakage
- ◆ High forward surge current capability
- ◆ High temperature soldering guaranteed: 260°C, 0.25" (6.35mm) from case for 10 seconds

MECHANICAL DATA

Case: TO-220AC molded plastic body
Terminals: Leads solderable per MIL-STD-750, Method 2026
Polarity: As marked
Mounting Position: Any
Weight: 0.064 ounce, 1.81 grams

MAXIMUM RATINGS AND ELECTRICAL CHARACTERISTICS

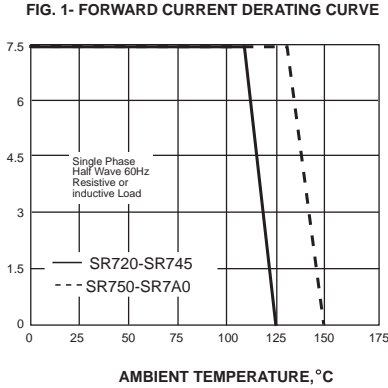
Ratings at 25°C ambient temperature unless otherwise specified.
 Single phase half-wave 60Hz, resistive or inductive load, for capacitive load current derate by 20%.

	SYMBOLS	SR 720	SR 730	SR 740	SR 745	SR 750	SR 760	SR 770	SR 780	SR 790	SR 7A0	UNITS
Maximum repetitive peak reverse voltage	V_{RRM}	20	30	40	45	50	60	70	80	90	100	VOLTS
Maximum RMS voltage	V_{RMS}	14	21	28	32	35	42	49	56	63	70	VOLTS
Maximum DC blocking voltage	V_{DC}	20	30	40	45	50	60	70	80	90	100	VOLTS
Maximum average forward rectified current (see fig.1)	$I_{(AV)}$	7.5										Amps
Peak forward surge current 8.3ms single half sine-wave superimposed on rated load (JEDEC Method)	I_{FSM}	150.0										Amps
Maximum instantaneous forward voltage at 7.5A	V_F	0.65			0.75		0.85					Volts
Maximum DC reverse current at rated DC blocking voltage $T_A=25^\circ\text{C}$ $T_A=100^\circ\text{C}$	I_R	1.0					15.0					mA
Typical junction capacitance (NOTE 1)	C_J	300					250					
Typical thermal resistance (NOTE 2)	$R_{\theta JC}$	3.0										°C/W
Operating junction temperature range	T_J	-65 to +125					-65 to +150					°C
Storage temperature range	T_{STG}	-65 to +150										°C

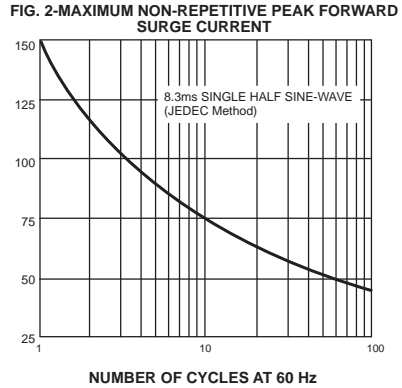
Note: 1. Measured at 1MHz and applied reverse voltage of 4.0V D.C.
 2. Thermal resistance from junction to case

RATINGS AND CHARACTERISTIC CURVES SR720 THRU SR7A0

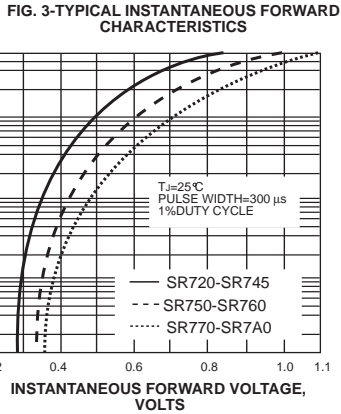
AVERAGE FORWARD RECTIFIED CURRENT,
AMPERES



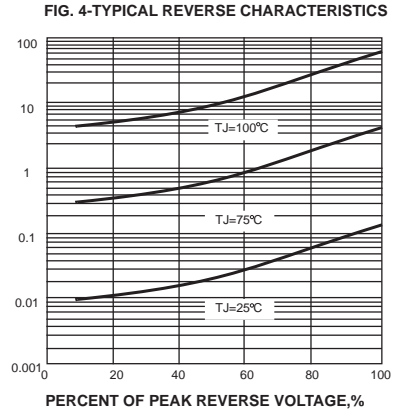
PEAK FORWARD SURGE CURRENT,
AMPERES



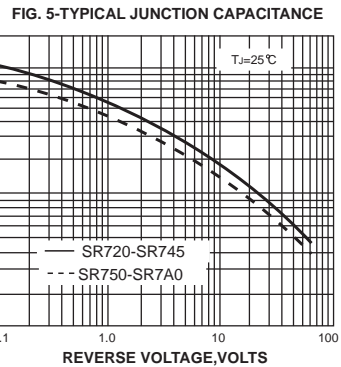
INSTANTANEOUS FORWARD CURRENT, AMPERES



INSTANTANEOUS REVERSE CURRENT, MILLIAMPERES



JUNCTION CAPACITANCE, pF



TRANSIENT THERMAL IMPEDANCE, °C/W

